



LOW CAPACITANCE TVS DIODE ARRAY

APPLICATIONS

- ◆ Cell Phone Handsets and Accessories
- ◆ Microprocessor based equipment
- ◆ Personal Digital Assistants (PDA's)
- ◆ Notebooks, Desktops, and Servers
- ◆ Portable Instrumentation
- ◆ Peripherals
- ◆ USB Interface

IEC COMPATIBILITY

- ◆ IEC61000-4-2 (ESD) $\pm 30\text{kV}$ (air), $\pm 30\text{kV}$ (contact) :
3.3 ~ 15V
- ◆ IEC61000-4-2 (ESD) $\pm 25\text{kV}$ (air), $\pm 15\text{kV}$ (contact) :
18 ~ 36V
- ◆ IEC61000-4-4 (EFT) 40A (5/50ns)

FEATURES

- ◆ 210 Watts Peak Pulse Power per Line ($t_p=8/20\mu\text{s}$)
- ◆ Protects one I/O line
- ◆ Low clamping voltage
- ◆ Working voltages : 12V
- ◆ Low leakage current

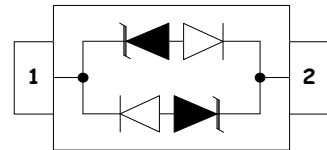
MECHANICAL CHARACTERISTICS

- ◆ SOD-323 Package
- ◆ Molding Compound Flammability Rating : UL 94V-0
- ◆ Weight 5 Milligrams (Approximate)
- ◆ Quantity Per Reel : 3,000pcs
- ◆ Reel Size : 7 inch
- ◆ Lead Finish : Lead Free

SOD-323



PIN CONFIGURATION



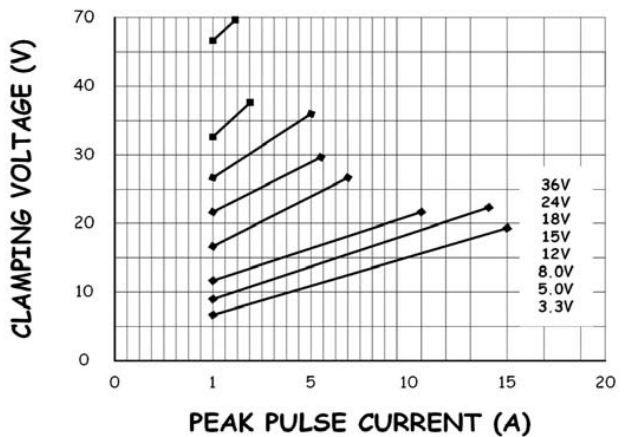
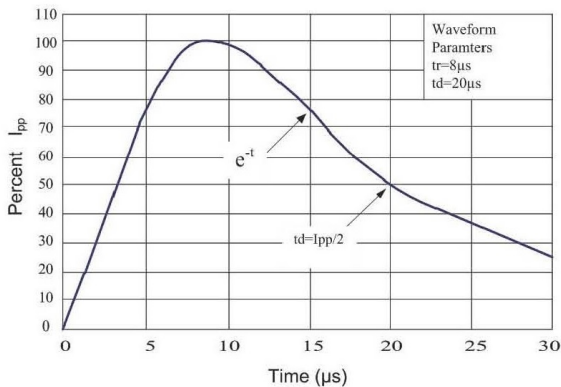
ULC12CI

ULC12CI

DEVICE CHARACTERISTICS

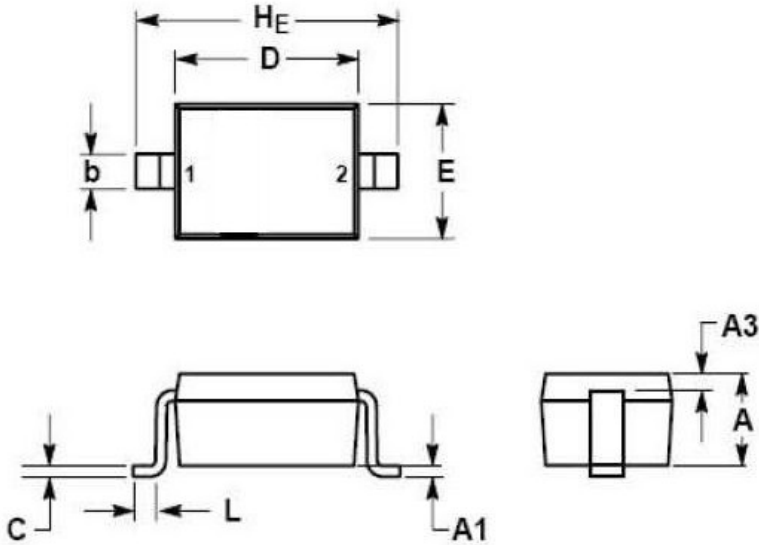
| MAXIMUM RATINGS (@ 25°C Unless Otherwise Specified) | | | |
|---|------------------|---------------|-------|
| PARAMETER | SYMBOL | VALUE | UNITS |
| Peak Pulse Power (tp=8/20µs waveform) -- ULC05CI | P _{PP} | 210 | Watts |
| Lead Soldering Temperature | T _L | 260 (10 sec.) | °C |
| Operating Temperature Range | T _J | -55 ~ 150 | °C |
| Storage Temperature Range | T _{STG} | -55 ~ 150 | °C |

| ELECTRICAL CHARACTERISTICS PER LINE (@ 25°C Unless Otherwise Specified) | | | | | | | | | |
|---|----------------|------------------|---------------------------------------|----------------|----------------|----------------|------|----------------|----------------|
| PART NUMBER | DEVICE MARKING | V _{RWM} | V _B | I _T | V _C | V _C | | I _R | C _T |
| | | (V) (max.) | @I _T =1mA (V) (min.) | | @1A (max.) | (max.) | (@A) | (µA) (max.) | (pF) (typ.) |
| ULC12CI | DC | 12 | 13.3 | 1 | 19 | 30 | 7 | 1 | 1 |



ULC12CI

SOD-323 PACKAGE OUTLINE & DIMENSIONS



| DIM | MILLIMETERS | | | INCHES | | |
|-----|-------------|------|-------|-----------|-------|-------|
| | MIN | NOM | MAX | MIN | NOM | MAX |
| A | 0.80 | 0.90 | 1.00 | 0.031 | 0.035 | 0.040 |
| A1 | 0.00 | 0.05 | 0.10 | 0.000 | 0.002 | 0.004 |
| A3 | 0.15 REF | | | 0.006 REF | | |
| b | 0.25 | 0.32 | 0.4 | 0.010 | 0.012 | 0.016 |
| C | 0.089 | 0.12 | 0.177 | 0.003 | 0.005 | 0.007 |
| D | 1.60 | 1.70 | 1.80 | 0.062 | 0.066 | 0.070 |
| E | 1.15 | 1.25 | 1.35 | 0.045 | 0.049 | 0.053 |
| L | 0.08 | | | 0.003 | | |
| HE | 2.30 | 2.50 | 2.70 | 0.090 | 0.098 | 0.105 |

* SOLDERING FOOTPRINT

